



TOWEL RAILS

Bespoke electric heating solutions



Comfort, efficiency
& well-being



NEW BESPOKE TOWEL RAILS

- | | | | |
|----|--------------|----|------------|
| 06 | Elba pro | 32 | Loira oval |
| 08 | Elba oval | 34 | Circe pro |
| 10 | Elba digital | 36 | Circe oval |
| 12 | Giza pro | | |
| 14 | Giza oval | | |
| 16 | Giza digital | | |
| 18 | Lyon pro | | |
| 20 | Lyon oval | | |
| 22 | Tovare pro | | |
| 24 | Tovare oval | | |
| 26 | Torino oval | | |
| 28 | Impero oval | | |
| 30 | Loira pro | | |



NEW CONTROL PANELS

DIFFERENT CONTROL PANELS FOR DIFFERENT NEEDS

The new Rointe bespoke towel rail range allows you to mix and match the design and control panels for a tailored bathroom heating solution to suit you.

The different designs combine functionality with aesthetics and will fit seamlessly into any décor.

The 3 new control panels provide differing levels of control for greater flexibility over your heating. Choose from the simple ON/OFF only with the PRO or have 24/7 programming with the DIGITAL panel.

Our new towel rails are a convenient, smart heating solution. Choosing the perfect one for your home is dependent on your personal preference and the number of features you would like.

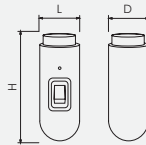


PRO

Simple ON/OFF switch for basic control

- Simple ON/OFF switch
- Operation indicator light
- Class I protection
- IP54 protection grade
- Manufactured according to CE standards
- 2 years guarantee
- Available colours: white & silver grey

H - HEIGHT (mm)	L - WIDTH (mm)	D - DEPTH (mm)
93	40	40





BESPOKE

TOWEL RAILS

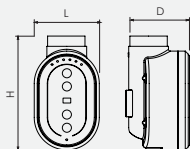


OVAL

Basic oval control panel with 6 preset modes & keypad

- 6 temperature modes
- LED consumption indicator
- Maximum power mode
- Electronic temperature probe
- Class II protection
- IP44 protection grade
- Flame-retardant ABS casing
- Compatible with Rointe remote controls (sold separately)
- 2 years guarantee
- Available colours: white, chrome & black

H - HEIGHT (mm)	L - WIDTH (mm)	D - DEPTH (mm)
95	55	49.5

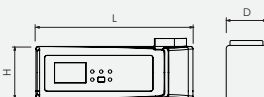


DIGITAL

Digital control with LCD screen & 24/7 programming

- LCD screen
- Digital temperature control
- Colour scale consumption indicator
- Programmable 24 hours / 7 days a week
- 4 preset heating programs installed
- 2-hour maximum power mode
- Electronic temperature probe
- Class II protection
- IP44 protection grade
- Flame-retardant ABS casing
- 2 years guarantee
- Available colours: white & chrome

H - HEIGHT (mm)	L - WIDTH (mm)	D - DEPTH (mm)
70	190	53



ELBA ELECTRIC

PRO

Electric towel rail
with pro control panel

CHARACTERISTICS

- Steel body / vertical installation
- IP54 protection grade / Class I
- High heat transfer thermal fluid
- Vertical collectors: 30 mm (d) x 40 mm (w)
- Horizontal cylindrical bars: \varnothing 22 mm
- White or Chrome finish
- Body: 10 years guarantee
- Electronics: 2 years guarantee





BESPOKE

TOWEL RAILS

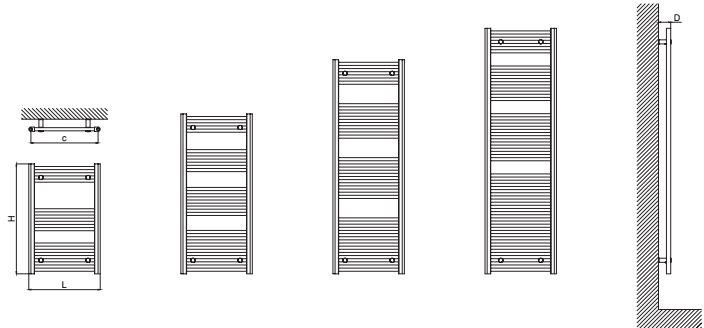


PRODUCT INFORMATION

Electric towel rail with ON/OFF control

MODEL	H - HEIGHT (mm)	L - WIDTH (mm)	DEPTH (mm)	D - DEPTH INSTALLED (mm)	C - AXLE DIST. (mm)	NOMINAL POWER (W)	N° OF TUBES	WEIGHT (kg)	FINISH	TRADE PRICE
TELOI40B077	770	400	30	100	355	300	12	6.1	White	£ 109
TELOI40B112	1,120	400	30	100	355	500	19	9.8	White	£ 133
TELOI40B150	1,500	400	30	100	355	700	26	12.9	White	£ 160
TELOI40B172	1,720	400	30	100	355	1,000	34	15.4	White	£ 185
TELOI40C077	770	400	30	100	355	300	12	6.1	Chrome	£ 176
TELOI40C112	1,120	400	30	100	355	300	19	9.8	Chrome	£ 221
TELOI40C150	1,500	400	30	100	355	500	26	12.9	Chrome	£ 278
TELOI40C172	1,720	400	30	100	355	700	34	15.4	Chrome	£ 322
TELOI50B077	770	500	30	100	455	300	12	7.4	White	£ 118
TELOI50B112	1,120	500	30	100	455	500	19	11.6	White	£ 144
TELOI50B150	1,500	500	30	100	455	700	26	14.6	White	£ 170
TELOI50B172	1,720	500	30	100	455	1,000	34	18.1	White	£ 195
TELOI50C077	770	500	30	100	455	300	12	7.4	Chrome	£ 190
TELOI50C112	1,120	500	30	100	455	300	19	11.6	Chrome	£ 241
TELOI50C150	1,500	500	30	100	455	500	26	14.6	Chrome	£ 303
TELOI50C172	1,720	500	30	100	455	700	34	18.1	Chrome	£ 349

DIAGRAMS



The measurements shown in the table above correspond to the product without the control panel. To obtain the total size, the height of the Pro control panel (93 mm) must be added.

ELBA ELECTRIC

OVAL

Electric towel rail
with oval control panel

CHARACTERISTICS

- Steel body / vertical installation
- IP44 protection grade / Class II
- High heat transfer thermal fluid
- Vertical collectors: 30 mm (d) x 40 mm (w)
- Horizontal cylindrical bars: \varnothing 22 mm
- White or Chrome finish
- Body: 10 years guarantee
- Electronics: 2 years guarantee





Class II

BESPOKE

TOWEL RAILS

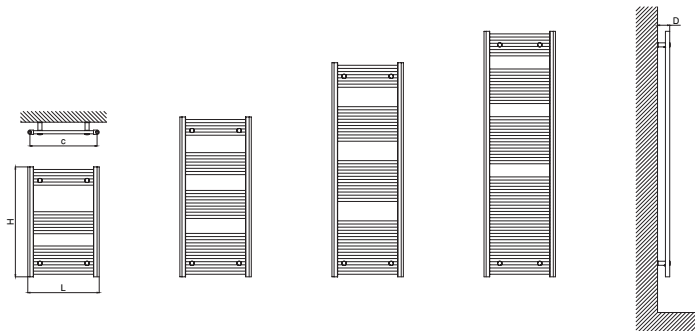


PRODUCT INFORMATION

Electric towel rail with preset temperature modes

MODEL	H - HEIGHT (mm)	L - WIDTH (mm)	DEPTH (mm)	D - DEPTH INSTALLED (mm)	C - AXLE DIST. (mm)	NOMINAL POWER (W)	N° OF TUBES	WEIGHT (kg)	FINISH	TRADE PRICE
TELVI40B077	770	400	30	100	355	300	12	6.1	White	£ 120
TELVI40B112	1,120	400	30	100	355	500	19	9.8	White	£ 146
TELVI40B150	1,500	400	30	100	355	750	26	12.9	White	£ 174
TELVI40B172	1,720	400	30	100	355	1,000	34	15.4	White	£ 201
TELVI40C077	770	400	30	100	355	300	12	6.1	Chrome	£ 216
TELVI40C112	1,120	400	30	100	355	300	19	9.8	Chrome	£ 263
TELVI40C150	1,500	400	30	100	355	500	26	12.9	Chrome	£ 320
TELVI40C172	1,720	400	30	100	355	750	34	15.4	Chrome	£ 371
TELVI50B077	770	500	30	100	455	300	12	7.4	White	£ 128
TELVI50B112	1,120	500	30	100	455	500	19	11.6	White	£ 154
TELVI50B150	1,500	500	30	100	455	750	26	14.6	White	£ 185
TELVI50B172	1,720	500	30	100	455	1,000	34	18.1	White	£ 211
TELVI50C077	770	500	30	100	455	300	12	7.4	Chrome	£ 231
TELVI50C112	1,120	500	30	100	455	300	19	11.6	Chrome	£ 283
TELVI50C150	1,500	500	30	100	455	500	26	14.6	Chrome	£ 344
TELVI50C172	1,720	500	30	100	455	750	34	18.1	Chrome	£ 396

DIAGRAMS



The measurements shown in the table above correspond to the product without the control panel. To obtain the total size, the height of the Oval control panel (95 mm) must be added.

ELBA ELECTRIC

DIGITAL

Electric towel rail
with digital control panel

CHARACTERISTICS

- Steel body / vertical installation
- IP44 protection grade / Class II
- High heat transfer thermal fluid
- Vertical collectors: 30 mm (d) x 40 mm (w)
- Horizontal cylindrical bars: \varnothing 22 mm
- White or Chrome finish
- Body: 10 years guarantee
- Electronics: 2 years guarantee





Class II

BESPOKE

TOWEL RAILS

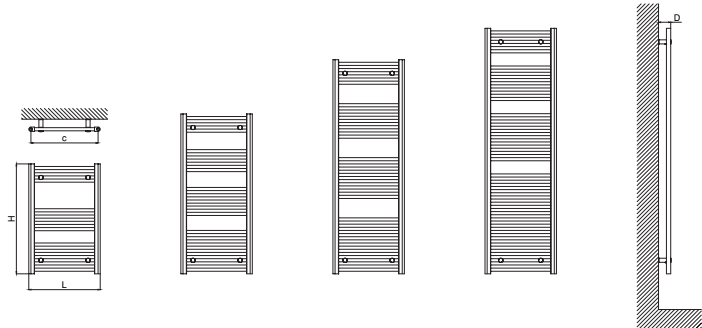


PRODUCT INFORMATION

Electric towel rail with digital programming & LCD screen

MODEL	H - HEIGHT (mm)	L - WIDTH (mm)	DEPTH (mm)	D - DEPTH INSTALLED (mm)	C - AXLE DIST. (mm)	NOMINAL POWER (W)	N° OF TUBES	WEIGHT (kg)	FINISH	TRADE PRICE
TELLI40B077	770	400	30	100	355	300	12	6.1	White	£ 134
TELLI40B112	1,120	400	30	100	355	500	19	9.8	White	£ 157
TELLI40B150	1,500	400	30	100	355	750	26	12.9	White	£ 185
TELLI40B172	1,720	400	30	100	355	1,000	34	15.4	White	£ 214
TELLI40C077	770	400	30	100	355	300	12	6.1	Chrome	£ 233
TELLI40C112	1,120	400	30	100	355	300	19	9.8	Chrome	£ 278
TELLI40C150	1,500	400	30	100	355	500	26	12.9	Chrome	£ 337
TELLI40C172	1,720	400	30	100	355	750	34	15.4	Chrome	£ 386
TELLI50B077	770	500	30	100	455	300	12	7.4	White	£ 144
TELLI50B112	1,120	500	30	100	455	500	19	11.6	White	£ 170
TELLI50B150	1,500	500	30	100	455	750	26	14.6	White	£ 195
TELLI50B172	1,720	500	30	100	455	1,000	34	18.1	White	£ 226
TELLI50C077	770	500	30	100	455	300	12	7.4	Chrome	£ 246
TELLI50C112	1,120	500	30	100	455	300	19	11.6	Chrome	£ 298
TELLI50C150	1,500	500	30	100	455	500	26	14.6	Chrome	£ 359
TELLI50C172	1,720	500	30	100	455	750	34	18.1	Chrome	£ 411

DIAGRAMS



The measurements shown in the table above correspond to the product without the control panel. To obtain the total size, the height of the Digital control panel (70 mm) must be added.

GIZA ELECTRIC

PRO

Electric towel rail
with pro control panel

CHARACTERISTICS

- Steel body / vertical installation
- IP54 protection grade / Class I
- High heat transfer thermal fluid
- Vertical collectors: 30 mm (d) x 40 mm (w)
- Horizontal cylindrical bars: \varnothing 22 mm
- White or Chrome finish
- Body: 10 years guarantee
- Electronics: 2 years guarantee





BESPOKE

TOWEL RAILS

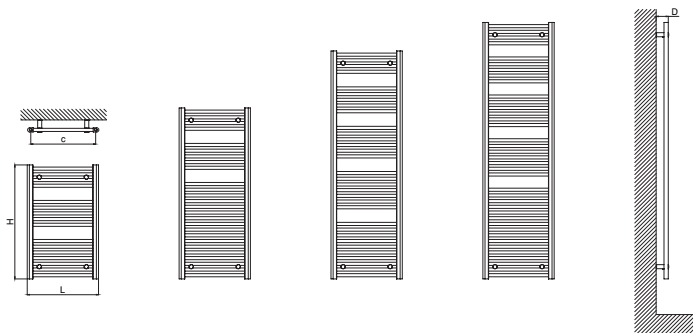


PRODUCT INFORMATION

Electric towel rail with ON/OFF control

MODEL	H - HEIGHT (mm)	L - WIDTH (mm)	DEPTH (mm)	D - DEPTH INSTALLED (mm)	C - AXLE DIST. (mm)	NOMINAL POWER (W)	N° OF TUBES	WEIGHT (kg)	FINISH	TRADE PRICE
TG10I40B080	800	400	30	100	355	300	16	8.0	White	£ 175
TG10I40B120	1,200	400	30	100	355	500	26	12.6	White	£ 247
TG10I40B160	1,600	400	30	100	355	700	32	17.1	White	£ 344
TG10I40B180	1,800	400	30	100	355	1,000	38	18.8	White	£ 380
TG10I40C080	800	400	30	100	355	300	16	8.0	Chrome	£ 303
TG10I40C120	1,200	400	30	100	355	300	26	12.6	Chrome	£ 344
TG10I40C160	1,600	400	30	100	355	500	32	17.1	Chrome	£ 519
TG10I40C180	1,800	400	30	100	355	700	38	18.8	Chrome	£ 534
TG10I50B080	800	500	30	100	455	300	16	10.1	White	£ 185
TG10I50B120	1,200	500	30	100	455	500	26	15.6	White	£ 262
TG10I50B160	1,600	500	30	100	455	700	32	19.2	White	£ 370
TG10I50B180	1,800	500	30	100	455	1,000	38	22.4	White	£ 396
TG10I50C080	800	500	30	100	455	300	16	10.1	Chrome	£ 323
TG10I50C120	1,200	500	30	100	455	300	26	15.6	Chrome	£ 370
TG10I50C160	1,600	500	30	100	455	500	32	19.2	Chrome	£ 560
TG10I50C180	1,800	500	30	100	455	700	38	22.4	Chrome	£ 575

DIAGRAMS



The measurements shown in the table above correspond to the product without the control panel. To obtain the total size, the height of the Pro control panel (93 mm) must be added.

GIZA ELECTRIC

OVAL

Electric towel rail
with oval control panel

CHARACTERISTICS

- Steel body / vertical installation
- IP44 protection grade / Class II
- High heat transfer thermal fluid
- Vertical collectors: 30 mm (d) x 40 mm (w)
- Horizontal cylindrical bars: \varnothing 22 mm
- White or Chrome finish
- Body: 10 years guarantee
- Electronics: 2 years guarantee





Class II

BESPOKE

TOWEL RAILS

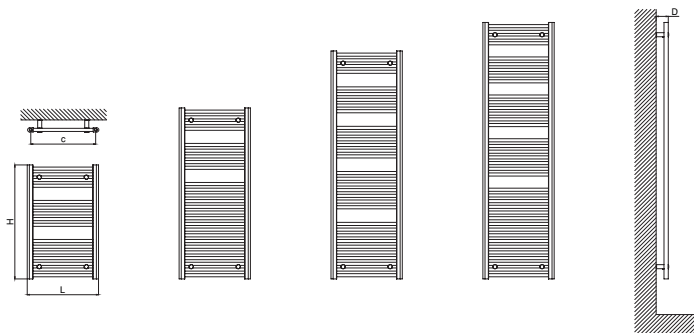


PRODUCT INFORMATION

Electric towel rail with preset temperature modes

MODEL	H - HEIGHT (mm)	L - WIDTH (mm)	DEPTH (mm)	D - DEPTH INSTALLED (mm)	C - AXLE DIST. (mm)	NOMINAL POWER (W)	N° OF TUBES	WEIGHT (kg)	FINISH	TRADE PRICE
TGIVI40B080	800	400	30	100	355	300	16	8.0	White	£ 195
TGIVI40B120	1,200	400	30	100	355	500	26	12.6	White	£ 267
TGIVI40B160	1,600	400	30	100	355	700	32	17.1	White	£ 375
TGIVI40B180	1,800	400	30	100	355	1,000	38	18.8	White	£ 401
TGIVI40C080	800	400	30	100	355	300	16	8.0	Chrome	£ 370
TGIVI40C120	1,200	400	30	100	355	300	26	12.6	Chrome	£ 406
TGIVI40C160	1,600	400	30	100	355	500	32	17.1	Chrome	£ 591
TGIVI40C180	1,800	400	30	100	355	700	38	18.8	Chrome	£ 601
TGIVI50B080	800	500	30	100	455	300	16	10.1	White	£ 206
TGIVI50B120	1,200	500	30	100	455	500	26	15.6	White	£ 283
TGIVI50B160	1,600	500	30	100	455	700	32	19.2	White	£ 396
TGIVI50B180	1,800	500	30	100	455	1,000	38	22.4	White	£ 426
TGIVI50C080	800	500	30	100	455	300	16	10.1	Chrome	£ 390
TGIVI50C120	1,200	500	30	100	455	300	26	15.6	Chrome	£ 431
TGIVI50C160	1,600	500	30	100	455	500	32	19.2	Chrome	£ 637
TGIVI50C180	1,800	500	30	100	455	700	38	22.4	Chrome	£ 657

DIAGRAMS



The measurements shown in the table above correspond to the product without the control panel. To obtain the total size, the height of the Oval control panel (95 mm) must be added.

GIZA ELECTRIC

DIGITAL

Electric towel rail
with digital control panel

CHARACTERISTICS

- Steel body / vertical installation
- IP44 protection grade / Class II
- High heat transfer thermal fluid
- Vertical collectors: 30 mm (d) x 40 mm (w)
- Horizontal cylindrical bars: \varnothing 22 mm
- White or Chrome finish
- Body: 10 years guarantee
- Electronics: 2 years guarantee





Class II

BESPOKE

TOWEL RAILS

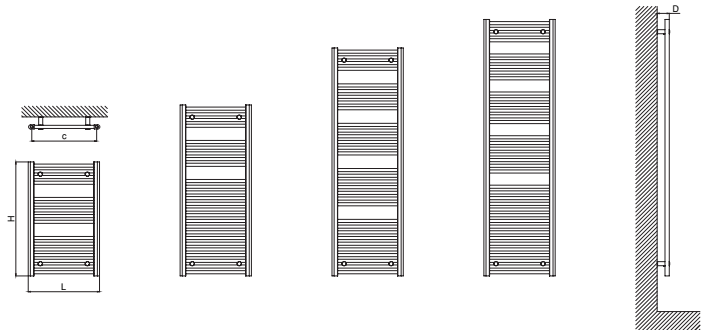


PRODUCT INFORMATION

Electric towel rail with digital programming & LCD screen

MODEL	H - HEIGHT (mm)	L - WIDTH (mm)	DEPTH (mm)	D - DEPTH INSTALLED (mm)	C - AXLE DIST. (mm)	NOMINAL POWER (W)	N° OF TUBES	WEIGHT (kg)	FINISH	TRADE PRICE
TGILI40B080	800	400	30	100	355	300	16	8.0	White	£ 211
TGILI40B120	1,200	400	30	100	355	500	26	12.6	White	£ 288
TGILI40B160	1,600	400	30	100	355	700	32	17.1	White	£ 401
TGILI40B180	1,800	400	30	100	355	1,000	38	18.8	White	£ 426
TGILI40C080	800	400	30	100	355	300	16	8.0	Chrome	£ 395
TGILI40C120	1,200	400	30	100	355	300	26	12.6	Chrome	£ 426
TGILI40C160	1,600	400	30	100	355	500	32	17.1	Chrome	£ 621
TGILI40C180	1,800	400	30	100	355	700	38	18.8	Chrome	£ 631
TGILI50B080	800	500	30	100	455	300	16	10.1	White	£ 226
TGILI50B120	1,200	500	30	100	455	500	26	15.6	White	£ 308
TGILI50B160	1,600	500	30	100	455	700	32	19.2	White	£ 421
TGILI50B180	1,800	500	30	100	455	1,000	38	22.4	White	£ 452
TGILI50C080	800	500	30	100	455	300	16	10.1	Chrome	£ 411
TGILI50C120	1,200	500	30	100	455	300	26	15.6	Chrome	£ 452
TGILI50C160	1,600	500	30	100	455	500	32	19.2	Chrome	£ 662
TGILI50C180	1,800	500	30	100	455	700	38	22.4	Chrome	£ 683

DIAGRAMS



The measurements shown in the table above correspond to the product without the control panel. To obtain the total size, the height of the Digital control panel (70 mm) must be added.

LYON ELECTRIC

PRO

Electric towel rail
with pro control panel

CHARACTERISTICS

- Steel body / vertical installation
- IP54 protection grade / Class I
- High heat transfer thermal fluid
- Vertical collectors: 30 mm (w) x 40 mm (d)
- Horizontal bars: 40 mm (h) x 10 mm (d)
- White or Chrome finish
- Body: 10 years guarantee
- Electronics: 2 years guarantee





BESPOKE

TOWEL RAILS


PRODUCT INFORMATION



Electric towel rail with ON/OFF control

MODEL	H - HEIGHT (mm)	L - WIDTH (mm)	DEPTH (mm)	D - DEPTH INSTALLED (mm)	C - AXLE DIST. (mm)	NOMINAL POWER (W)	N° OF TUBES	WEIGHT (kg)	FINISH	TRADE PRICE
TLY0I50B080	800	500	45	85	455	300	8	7.5	White	£ 185
TLY0I50B120	1,200	500	45	85	455	500	12	11.6	White	£ 262
TLY0I50B160	1,600	500	45	85	455	700	16	16.5	White	£ 323
TLY0I50B180	1,800	500	45	85	455	1,000	18	19.5	White	£ 359
TLY0I50C080	800	500	45	85	455	300	8	7.5	Chrome	£ 319
TLY0I50C120	1,200	500	45	85	455	500	12	11.6	Chrome	£ 467
TLY0I50C160	1,600	500	45	85	455	700	16	16.5	Chrome	£ 529
TLY0I50C180	1,800	500	45	85	455	700	18	19.5	Chrome	£ 580

DIAGRAMS



The measurements shown in the table above correspond to the product without the control panel. To obtain the total size, the height of the Pro control panel (93 mm) must be added.

LYON ELECTRIC

OVAL

Electric towel rail
with oval control panel

CHARACTERISTICS

- Steel body / vertical installation
- IP44 protection grade / Class II
- High heat transfer thermal fluid
- Vertical collectors: 30 mm (w) x 40 mm (d)
- Horizontal bars: 40 mm (h) x 10 mm (d)
- White or Chrome finish
- Body: 10 years guarantee
- Electronics: 2 years guarantee





Class II

BESPOKE

TOWEL RAILS




PRODUCT INFORMATION

Electric towel rail with preset temperature modes

MODEL	H - HEIGHT (mm)	L - WIDTH (mm)	DEPTH (mm)	D - DEPTH INSTALLED (mm)	C - AXLE DIST. (mm)	NOMINAL POWER (W)	N° OF TUBES	WEIGHT (kg)	FINISH	TRADE PRICE
TLYVI50B080	800	500	45	85	455	300	8	7.5	White	£ 216
TLYVI50B120	1,200	500	45	85	455	500	12	11.6	White	£ 298
TLYVI50B160	1,600	500	45	85	455	750	16	16.5	White	£ 359
TLYVI50B180	1,800	500	45	85	455	1,000	18	19.5	White	£ 406
TLYVI50C080	800	500	45	85	455	300	8	7.5	Chrome	£ 396
TLYVI50C120	1,200	500	45	85	455	500	12	11.6	Chrome	£ 559
TLYVI50C160	1,600	500	45	85	455	750	16	16.5	Chrome	£ 611
TLYVI50C180	1,800	500	45	85	455	750	18	19.5	Chrome	£ 647

DIAGRAMS



The measurements shown in the table above correspond to the product without the control panel. To obtain the total size, the height of the Oval control panel (95 mm) must be added.

TOVARE ELECTRIC

PRO

Electric towel rail
with pro control panel

CHARACTERISTICS

- Steel body / vertical installation
- IP54 protection grade / Class I
- High heat transfer thermal fluid
- Cylindrical vertical collectors \varnothing 32 mm
- Cylindrical horizontal tubes \varnothing 22 mm
- White or Chrome finish
- Body: 10 years guarantee
- Electronics: 2 years guarantee





BESPOKE

TOWEL RAILS

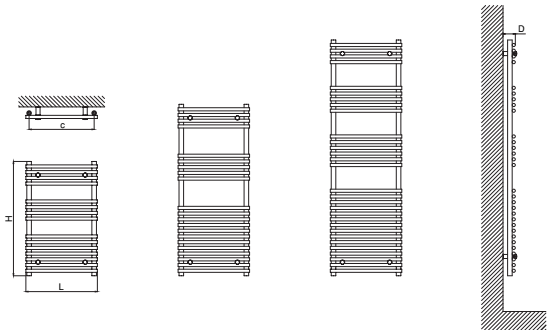
PRODUCT INFORMATION



Electric towel rail with ON/OFF control

MODEL	H - HEIGHT (mm)	L - WIDTH (mm)	DEPTH (mm)	D - DEPTH INSTALLED (mm)	C - AXLE DIST. (mm)	NOMINAL POWER (W)	N° OF TUBES	WEIGHT (kg)	FINISH	TRADE PRICE
TT00I50B080	800	500	54	100	455	300	15	10.2	White	£ 349
TT00I50B120	1,200	500	54	100	455	500	21	15.2	White	£ 447
TT00I50B165	1,650	500	54	100	455	700	30	21.6	White	£ 539
TT00I50C080	800	500	54	100	455	300	15	10.2	Chrome	£ 432
TT00I50C120	1,200	500	54	100	455	300	21	15.2	Chrome	£ 580
TT00I50C165	1,650	500	54	100	455	500	30	21.6	Chrome	£ 708

DIAGRAMS



The measurements shown in the table above correspond to the product without the control panel. To obtain the total size, the height of the Pro control panel (93 mm) must be added.

TOVARE ELECTRIC

OVAL

Electric towel rail
with oval control panel

CHARACTERISTICS

- Steel body / vertical installation
- IP44 protection grade / Class II
- High heat transfer thermal fluid
- Cylindrical vertical collectors ø 32 mm
- Cylindrical horizontal tubes ø 22 mm
- White or Chrome finish
- Body: 10 years guarantee
- Electronics: 2 years guarantee





Class II

BESPOKE

TOWEL RAILS

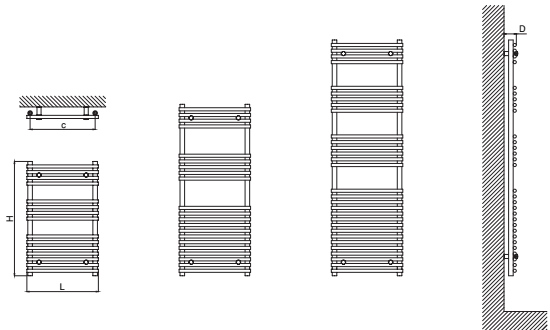


PRODUCT INFORMATION

Electric towel rail with preset temperature modes

MODEL	H - HEIGHT (mm)	L - WIDTH (mm)	DEPTH (mm)	D - DEPTH INSTALLED (mm)	C - AXLE DIST. (mm)	NOMINAL POWER (W)	N° OF TUBES	WEIGHT (kg)	FINISH	TRADE PRICE
TTOVI50B080	800	500	54	100	455	300	15	10.2	White	£ 385
TTOVI50B120	1,200	500	54	100	455	500	21	15.2	White	£ 483
TTOVI50B165	1,650	500	54	100	455	750	30	21.6	White	£ 580
TTOVI50C080	800	500	54	100	455	300	15	10.2	Chrome	£ 503
TTOVI50C120	1,200	500	54	100	455	300	21	15.2	Chrome	£ 652
TTOVI50C165	1,650	500	54	100	455	500	30	21.6	Chrome	£ 785

DIAGRAMS



The measurements shown in the table above correspond to the product without the control panel. To obtain the total size, the height of the Oval control panel (95 mm) must be added.

TORINO ELECTRIC

OVAL

Electric towel rail
with oval control panel

CHARACTERISTICS

- Stainless steel body / vertical installation
- IP44 protection grade / Class II
- High heat transfer thermal fluid
- Vertical square collectors
- Matt polished steel finish
- Left side control panel
- Body: 10 years guarantee
- Electronics: 2 years guarantee



LEFT SIDE
CONTROL PANEL





□ Class II

BESPOKE

TOWEL RAILS

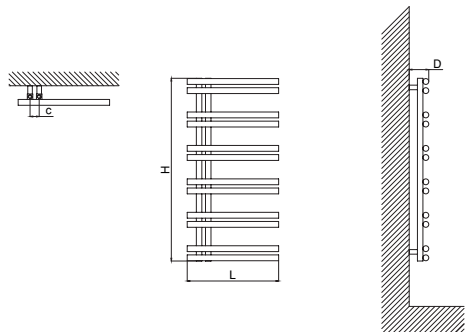


PRODUCT INFORMATION

Electric towel rail with preset temperature modes

MODEL	H - HEIGHT (mm)	L - WIDTH (mm)	DEPTH (mm)	D - DEPTH INSTALLED (mm)	C - AXLE DIST. (mm)	NOMINAL POWER (W)	N° OF TUBES	WEIGHT (kg)	FINISH	TRADE PRICE
TTOVIS0A100	1,000	500	92	107	500	300	12	14.2	Stainless steel	£ 1,073

DIAGRAMS



The measurements shown in the table above correspond to the product without the control panel. To obtain the total size, the height of the Oval control panel (95 mm) must be added.

IMPERO ELECTRIC

OVAL

Electric towel rail
with oval control panel

CHARACTERISTICS

- Stainless steel body / vertical installation
- IP44 protection grade / Class II
- High heat transfer thermal fluid
- Vertical collectors 30 x 30 mm
- Polished steel finish
- Left side control panel
- Body: 10 years guarantee
- Electronics: 2 years guarantee



LEFT SIDE
CONTROL PANEL





Class II

BESPOKE

TOWEL RAILS




PRODUCT INFORMATION

Electric towel rail with preset temperature modes

MODEL	H - HEIGHT (mm)	L - WIDTH (mm)	DEPTH (mm)	D - DEPTH INSTALLED (mm)	C - AXLE DISTANCE (mm)	NOMINAL POWER (W)	NUMBER OF TUBES	WEIGHT (kg)	FINISH	TRADE PRICE
TIMVI50A120	1,220	500	80	95	500	300	28	14.9	Stainless steel	£ 1,468
TIMVI50A140	1,405	500	80	95	500	500	32	17.9	Stainless steel	£ 1,632
TIMVI50A176	1,769	500	80	95	500	750	40	21.5	Stainless steel	£ 1,950

DIAGRAMS



The measurements shown in the table above correspond to the product without the control panel. To obtain the total size, the height of the Oval control panel (95 mm) must be added.

LOIRA ELECTRIC

PRO

Electric towel rail
with **pro control panel**

CHARACTERISTICS

- Stainless steel body / vertical installation
- IP54 protection grade / Class I
- High heat transfer thermal fluid
- Vertical circular collectors
- Polished steel finish
- Slim design
- Body: 10 years guarantee
- Electronics: 2 years guarantee





BESPOKE

TOWEL RAILS




PRODUCT INFORMATION

Electric towel rail with ON/OFF control

MODEL	H - HEIGHT (mm)	L - WIDTH (mm)	DEPTH (mm)	D - DEPTH INSTALLED (mm)	C - AXLE DIST. (mm)	NOMINAL POWER (W)	N° OF TUBES	WEIGHT (kg)	FINISH	TRADE PRICE
TL00I43A071	718	432	75	77	400	300	13	9.6	Stainless steel	£ 842
TL00I43A104	1,044	432	75	77	400	300	19	11.4	Stainless steel	£ 1,057
TL00I43A155	1,550	432	75	77	400	500	25	15.4	Stainless steel	£ 1,304
TL00I48A071	728	482	75	77	450	300	13	9.6	Stainless steel	£ 903
TL00I48A104	1,044	482	75	77	450	300	19	11.4	Stainless steel	£ 1,135
TL00I48A155	1,550	482	75	77	450	500	25	15.4	Stainless steel	£ 1,427

DIAGRAMS



The measurements shown in the table above correspond to the product without the control panel. To obtain the total size, the height of the Pro control panel (93 mm) must be added.

LOIRA ELECTRIC

OVAL

Electric towel rail
with oval control panel

CHARACTERISTICS

- Stainless steel body / vertical installation
- IP44 protection grade / Class II
- High heat transfer thermal fluid
- Vertical circular collectors
- Polished steel finish
- Slim design
- Body: 10 years guarantee
- Electronics: 2 years guarantee





Class II

BESPOKE

TOWEL RAILS




PRODUCT INFORMATION

Electric towel rail with preset temperature modes

MODEL	H - HEIGHT (mm)	L - WIDTH (mm)	DEPTH (mm)	D - DEPTH INSTALLED (mm)	C - AXLE DISTANCE (mm)	NOMINAL POWER (W)	NUMBER OF TUBES	WEIGHT (kg)	FINISH	TRADE PRICE
TLOVI43A071	718	432	75	77	400	300	13	9.6	Stainless steel	£ 883
TLOVI43A104	1,044	432	75	77	400	300	19	11.4	Stainless steel	£ 1,104
TLOVI43A155	1,550	432	75	77	400	500	25	15.4	Stainless steel	£ 1,355
TLOVI48A071	728	482	75	77	450	300	13	9.6	Stainless steel	£ 944
TLOVI48A104	1,044	482	75	77	450	300	19	11.4	Stainless steel	£ 1,181
TLOVI48A155	1,550	482	75	77	450	500	25	15.4	Stainless steel	£ 1,473

DIAGRAMS



The measurements shown in the table above correspond to the product without the control panel. To obtain the total size, the height of the Oval control panel (95 mm) must be added.

CIRCE ELECTRIC

PRO

Electric towel rail
with pro control panel

CHARACTERISTICS

- Stainless steel body / vertical installation
- IP54 protection grade / Class I
- High heat transfer thermal fluid
- Vertical circular collectors
- Polished steel finish
- Slim design & left side control panel
- Body: 10 years guarantee
- Electronics: 2 years guarantee

LEFT SIDE
CONTROL PANEL





BESPOKE

TOWEL RAILS

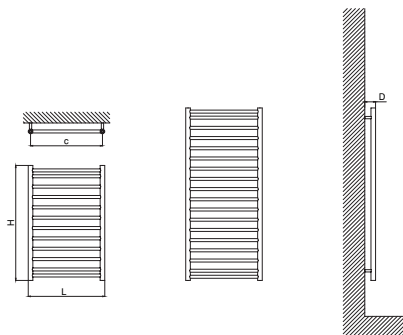


PRODUCT INFORMATION

Electric towel rail with ON/OFF control

MODEL	H - HEIGHT (mm)	L - WIDTH (mm)	DEPTH (mm)	D - DEPTH INSTALLED (mm)	C - AXLE DISTANCE (mm)	NOMINAL POWER (W)	NUMBER OF TUBES	WEIGHT (kg)	FINISH	TRADE PRICE
TCIOI48A080	800	482	75	77	450	300	12	7.0	Stainless steel	£ 513
TCIOI48A120	1,200	482	75	77	450	300	18	9.8	Stainless steel	£ 626
TCIOI53A080	800	532	75	77	500	300	12	7.7	Stainless steel	£ 555
TCIOI53A120	1,200	532	75	77	500	300	18	10.5	Stainless steel	£ 708

DIAGRAMS



The measurements shown in the table above correspond to the product without the control panel. To obtain the total size, the height of the Pro control panel (93 mm) must be added.

CIRCE ELECTRIC

OVAL

Electric towel rail
with oval control panel

CHARACTERISTICS

- Stainless steel body / vertical installation
- IP44 protection grade / Class II
- High heat transfer thermal fluid
- Vertical circular collectors
- Polished steel finish
- Slim design & left side control panel
- Body: 10 years guarantee
- Electronics: 2 years guarantee

LEFT SIDE
CONTROL PANEL





Class II

BESPOKE

TOWEL RAILS

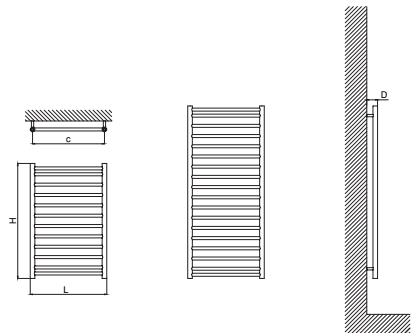


PRODUCT INFORMATION

Electric towel rail with preset temperature modes

MODEL	H - HEIGHT (mm)	L - WIDTH (mm)	DEPTH (mm)	D - DEPTH INSTALLED (mm)	C - AXLE DISTANCE (mm)	NOMINAL POWER (W)	NUMBER OF TUBES	WEIGHT (kg)	FINISH	TRADE PRICE
TCIVI48A080	800	482	75	77	450	300	12	7.0	Stainless steel	£ 560
TCIVI48A120	1,200	482	75	77	450	300	18	9.8	Stainless steel	£ 673
TCIVI53A080	800	532	75	77	500	300	12	7.7	Stainless steel	£ 601
TCIVI53A120	1,200	532	75	77	500	300	18	10.5	Stainless steel	£ 755

DIAGRAMS



The measurements shown in the table above correspond to the product without the control panel. To obtain the total size, the height of the Oval control panel (95 mm) must be added.



0203 321 5928

sales@rointe.co.uk

www.rointe.co.uk

From Monday to Friday, 8:00 to 17:00

Rointe España & Portugal

P.I. Vicente Antolinós - C/ E, parcela 43
30140 Murcia
T. 902 158 049

Rointe United Kingdom

Catalyst House, 720 Centennial Court
Centennial Park, Elstree, Herts, WD6 3SY
T. 0203 321 5928

Rointe Ireland

20 Harcourt Street,
Dublin 2, D02 PF99
T. 01 553 0523

Rointe France

6 Rue Duret
75116 Paris
T. 01 73 05 70 01

Rointe Россия

121069, Поварская 10/1
4 этаж, Москва
T. 917 541 70 69

This catalogue is marketing material and does not represent a commercial offer. For specific models, ask your wholesaler. It is possible your product has other features than those indicated in this brochure, due to the continuous improvement of Rointe products. Copyright © Rointe Heating 2020. All rights reserved.

BSTR521V3UK

